


Trove3V3 (Enclosure & Backplane) / TV3 (Backplane)

Access & Power Integration Solution for HID Aero



Altronix Trove™ enclosures and backplanes let you easily integrate Altronix power with HID VertX® access controllers and accessories. Trove simplifies board layout and wire management, reduces installation time and labor costs.



Trove3V3 with Aero modules with cases

Trove3V3 with Aero modules without cases

Boards are not included

Trove3V3 (Trove3 Enclosure + TV3 Backplane) TV3 (Backplane) Features

- Accommodates the following HID Aero™ controllers with or without Altronix power/accessories:
 - HID Aero™ X100, X200, X300, X1100 (can be mounted with and without case onto TV2 only) and Genetec Synergis Cloud Link
 - Altronix Power Supplies and Sub-Assemblies
- Includes Altronix Trove3 enclosure and one (1) removable TV3 backplane

Features

- Simplifies board layout and wire management
- Convenient knockout configuration:
 - One (1) single knockout 2.415" (2" Conduit)
 - Two (2) double knockouts
 - 1.948" (1.5" Conduit) / 1.701" (1.25" Conduit)
 - Thirteen (13) double knockouts
 - 1.362" (1" Conduit) / 1.115" (3/4" Conduit)
- Accommodates up to four (4) 12VDC/12AH batteries
- 16 AWG powder coated steel
- Includes cam lock, tamper switch and mounting hardware

Agency Listings

- UL: UL294 - Access Control System.
- cUL: CAN/ULC - s319-05 - Electronic Access Control Systems
- CE European Conformity

Physical and Environmental

Trove3V3 - Dimensions (H x W x D):

- Enclosure: 36.12" x 30.12" x 7.06" (918mm x 768mm x 179mm)
- Shipping: 40.75" x 35.25" x 12.0" (1,035mm x 896mm x 305mm)

Trove3V3 - Weights (approx.):

- Product: 80.0 lb. (36.29 kg)
- Shipping: 92.0 lb. (41.73 kg)

TV3 - Dimensions (H x W x D):

- Backplane: 34.0" x 28.0" x 0.3125" (864mm x 711mm x 8mm)
- Shipping: 36.0" x 30.0" x 1.25" (915mm x 762mm x 32mm)

TV3 - Weights (approx.):

- Product: 20.0 lb. (9.1 kg)
- Shipping: 25.0 lb. (11.74 kg)

Also Available (order separately)

TMV2 Door Backplane

- Accommodates the following HID Aero™ controllers:
 - HID Aero™ X100, X200, X300, X1100 and Genetec Synergis Cloud Link

Features

- Simplifies board layout and wire management
- 16 AWG galvanized steel

Agency Listings

- UL: UL294 - Access Control System
- cUL: CAN/ULC - s319-05 - Electronic Access Control Systems
- CE European Conformity

Physical and Environmental

Dimensions (H x W x D):

- Backplane: 23.75" x 18.125" x 0.3125" (603.3mm x 460mm x 8mm)
- Shipping: 26.5" x 20.5" x 1.25" (673mm x 521mm x 32mm)

Weights (approx.):

- Product: 8.0 lb. (3.63 kg)
- Shipping: 10.0 lb. (4.53 kg)

All registered trademarks are property of their respective owners.

Accessories (order separately)



WM5

WM5, WM25, WM100 - Magnetic Cable Tie Mounts


Altronix WM5, WM25, and WM100 are packs of 5, 25 or 100 magnetic cable tie mounts respectively. They accommodate standard zip ties or velcro straps. These are ideal for wire management in our Trove series.



Mounting Magnet

MM4, MM8, MM12, MM24 - Magnetic Mounting Solution

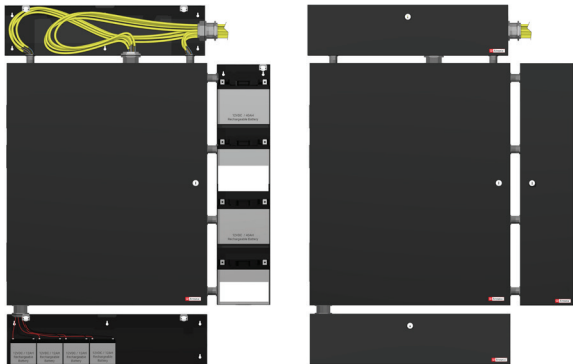
Altronix mounting magnets accommodate screws and nylon standoffs to allow for mounting various boards/ accessories in any metal enclosure or backplane.



BR1

BR1 - Sub-Assembly Mounting Bracket

Altronix BR1 mounting bracket is compatible with Altronix Maximal and Trove enclosures. It allows to mount one (1) PD4UL(CB), PD8UL(CB), ACM4(CB), MOM5, VR6, PDS8, NetWay5B or LINQ8PD(CB) sub-assembly on the enclosure's inside wall, saving valuable space.



TROVE3BWC / TROVE3SWC - Battery/Wire Trough Enclosure

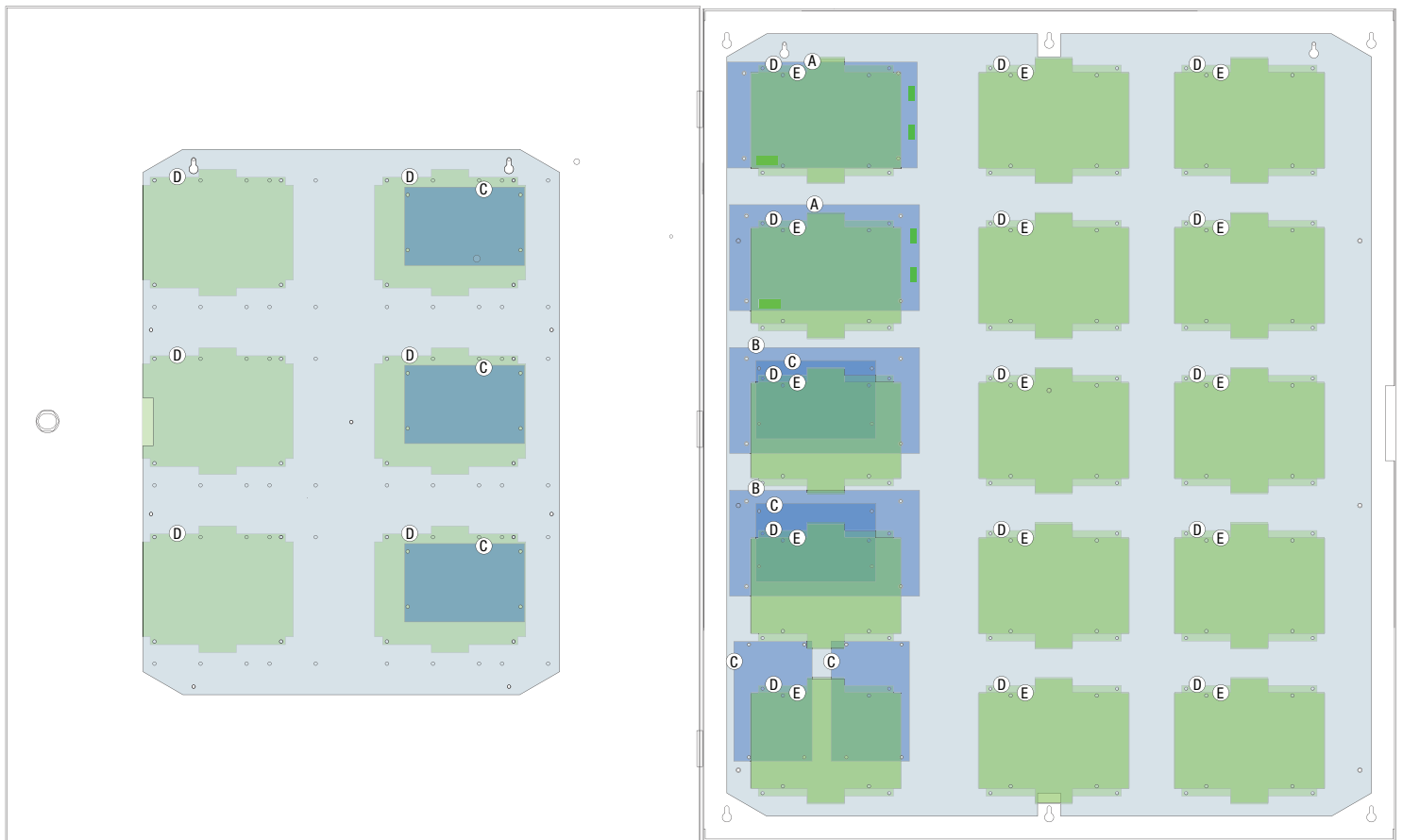
Altronix Trove3BWC and Trove3SWC are dual-purpose enclosures that can be used as wiring troughs or battery cabinets when mounted above or below (Trove3BWC) or on either side (Trove3SWC) of the Trove integrated power and access solution. The knockouts on the Trove3BWC and Trove3SWC have been strategically placed to line up with the Trove3 allowing for easy conduit connections between cabinets. Trove3BWC and Trove3SWC include cam locks and 2 tamper switches each to ensure access to wiring and batteries is secure.

Typical battery/wiring setup with Trove3 Enclosure (not included)

Access Controller Position Chart for the Following Models:

Altronix / HID Aero	Pem Mounting
AL400ULXB2, AL400ULXB2V, AL600ULXB, AL600XB220, AL1012ULXB, AL1012XB220, AL1024ULXB2, AL1024XB2V, eFlow4NB, eFlow4NBV, eFlow6NB, eFlow6NBV, eFlow102NB, eFlow102NBV, eFlow104NB, eFlow104NBV, Tango1B	(A)
ACM8, ACM8CB, ACMS8, ACMS8CB, ACMS12, ACMS12CB, LINQ8ACM, LINQ8ACMCB	(B)
ACM4, ACM4CB, ACM8, ACM8CB, ACMS8, ACMS8CB, ACMS12, ACMS12CB, LINQ8ACM, LINQ8ACMCB, LINQ8PD, LINQ8PDCB, MOM5, PD4UL, PD4ULCB, PD8UL, PD8ULCB, PDS8, PDS8CB, PDS16, PDS16CB, VR6, GB1 (accommodates Genetec Synergis Cloud Link)	(C)
Aero™: X100, X200, X300, X1100 with case	(D)
Aero™: X100, X200, X300, X1100 without case	(E)

TMV2 Door Backplane (Order Separately)



Dimensions and Drawing

Dimensions (H x W x D approximate)

36.12" x 30.12" x 7.06" (917.5mm x 768.1mm x 179.3mm)

